

2013 Travel Statistics

STATE OF ILLINOIS vs GRUNDY COUNTY

	** State of	* Chicago & Beyond	Cook	Grundy
Category	Illinois	Regional Tourism Office	County	County
Travel Expenditures:	\$31.85 (billion)	\$5.74 (billion)	\$21.12 (billion)	\$61.80 (million)
Money spent by travelers on such things as public transportation, food service, auto transportation, lodging, retail, and entertainment / recreation.				
Payroll:	\$8.55 (billion)	\$1.31 (billion)	\$6.28 (billion)	\$ 7.84 (million)
Wages and salaries paid directly to employees directly serving the traveler, in such areas as: public transportation, food service, lodging, entertainment / recreation, travel planning, retail, and auto transportation.				
Employment:	277,400	50,290	190,020	360
The actual number of jobs supported by Illinois tourism. Jobs vary from executive / management to service-oriented occupations.				
Tax Receipts:				
Travel tax receipts are the taxes generated from revenues attributed to travel spending in Illinois. Travel-generated tax revenues are a significant economic benefit as governments use these funds to support the travel infrastructure and other public programs.				
Total Tax Receipts	\$2.39 (billion)	\$440.58 (million)	\$1.54 (billion)	\$5,580,000
State Tax Receipts	\$1.66 (billion)	\$329.19 (million)	\$1.03 (billion)	\$4,500,000
Local Tax Receipts	\$ 734 (million)	\$111.39 (million)	\$506 (million)	\$1,080,000
*** Federal Tax Receipts	\$3.67 (billion)			

* Chicago & Beyond Regional Tourism Office encompasses 17 Northern Counties of Boone, Cook, DeKalb, DuPage, Grundy, Kane, Kankakee, Kendall, Lake, LaSalle, Lee, McHenry, Ogle, Putnam, Stephenson, Will, and Winnebago.

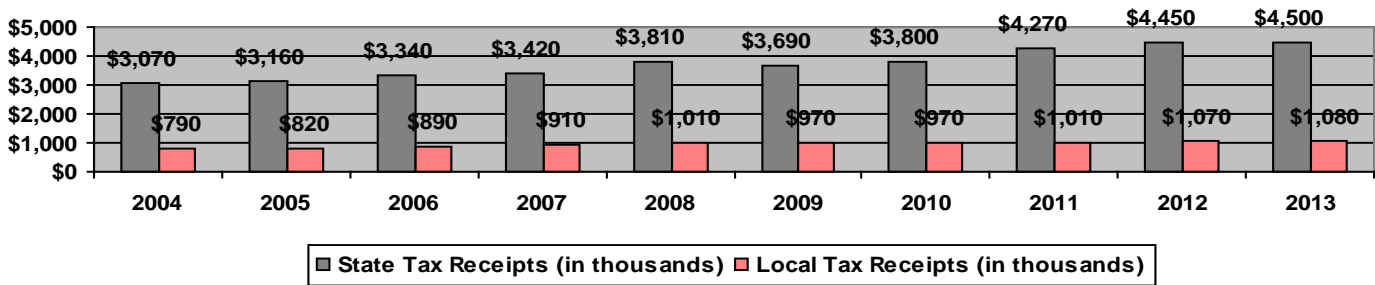
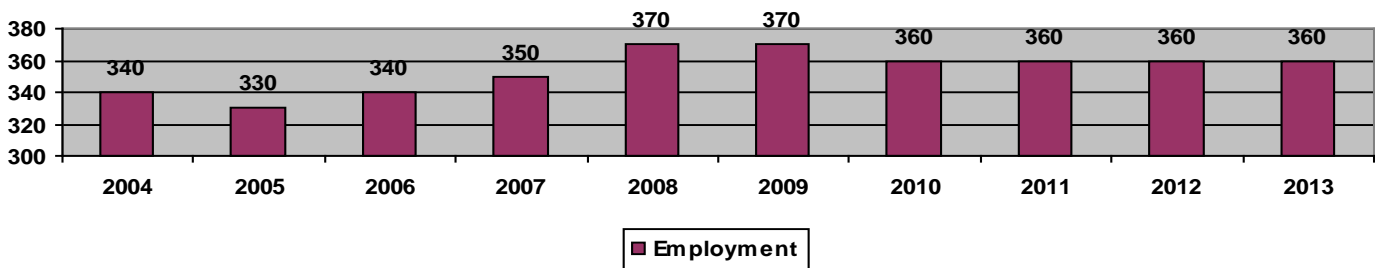
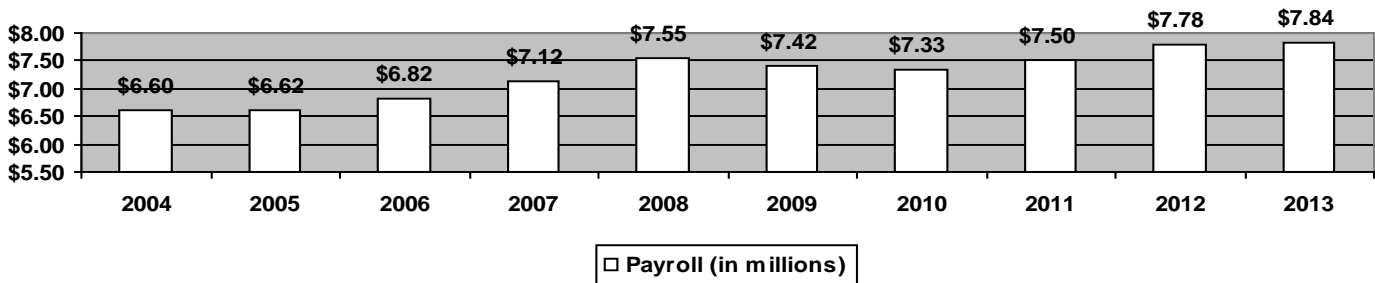
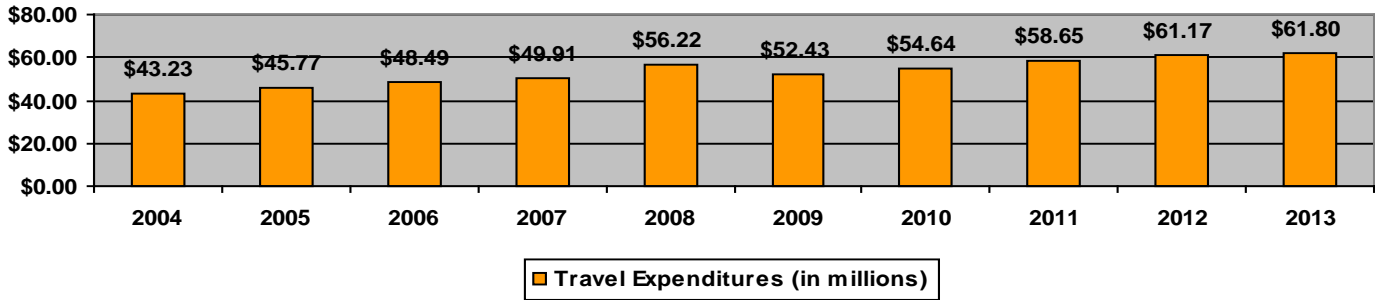
For a complete total of the 17 county northern region, add Chicago & Beyond Region and Cook County Region together.

** Statewide numbers reflect both Domestic & International from D.K. Shifflet & Associates data, 2013. Numbers for individual counties and those included in the 17-county Northern Region reflect only Domestic expenditures. *** Federal Tax Revenues, which include Domestic and International together, are not included in Total Tax Receipts.

Information compiled by Chicago & Beyond Regional Tourism Office.

Information contained in ten (10) studies prepared for the Illinois Office of Tourism by the US Travel Data Center, U. S. Travel Association which reviewed the Economic Impact of Travel on Illinois Counties for 2004 through 2013.

Grundy County Tourism Statistics – 10 Year History



Travel Expenditures- Money spent by travelers on such things as public transportation, food service, auto transportation, lodging, retail, and entertainment/recreation.

Payroll- Wages and salaries paid directly to employees directly serving the traveler, in such areas as: public transportation, food service, lodging, entertainment/recreation, travel planning, retail, and auto transportation.

Employment- The actual number of jobs supported by Illinois Tourism. Jobs vary from executive/management to service oriented occupations.

Tax Receipts- Travel tax receipts are the taxes generated from revenues attributed to travel spending in Illinois. Travel-generated tax revenues are a significant economic benefit as governments use these funds to support the travel infrastructure and other public programs.

Information compiled by Chicago & Beyond Regional Tourism Office.

Information contained in ten (10) studies prepared for the Illinois Office of Tourism by the US Travel Data Center, U. S. Travel Association which reviewed the Economic Impact of Travel on Illinois Counties for 2004 through 2013.